



locker digest



We reserve the right to alter specifications without prior consent.



INDEX



Probe products have been manufactured,
to the highest standards, in the **UK** since 1960

We have been engineering and manufacturing Probe storage solutions for over 40 years. We pride ourselves on our intuitive and modern approach to design and benefit from a huge range of products.
All Probe products are marketed through a professional network of local dealers across the UK and Ireland. They are on hand to give professional advice and support to help you choose the products best suited to your applications.


INDEX	
Index	p02
Standard duty locker features	p03
Standard duty locker specification	p04
Quality tested standards	p05
Single tier/door locker	p06
Two tier/door locker	p07
Three tier/door locker	p08
Four tier/door locker	p09
Five tier/door locker	p10
Six tier/door locker	p11
Eight tier/door locker	p12
Sixteen tier/door locker	p13
Clean and dirty locker	p14
Uniform locker	p15
Two person locker	p16
Twin locker	p17
Police locker	p18
Locks, features and options	p19
Availability	p20



QUALITY ASSURANCE Probe Lockers are designed and manufactured in the UK, conforming to **BS 4680:1996** 'Standard Duty' (excluding size specification), **ISO 9001:2000** and **Environmental Management System ISO 14001:2004**



lockers



HIGH GRADE STEEL .9MM

AIR VENT SYSTEM ON EACH DOOR*

ADDITIONAL DOOR PERFORATIONS

WELDED COMPARTMENT DIVIDER FOR HIGH SECURITY

WELDED INTERNAL DOOR STRENGTHENER*

THROUGH FRAME LOCKING

For added security, the cam locates through aperture in frame preventing door being easily forced open.

5 KNUCKLE HINGES

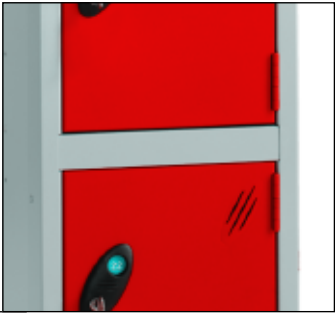
5 Knuckle Butt Hinge Grade: CS4 EN 1935:2002 Grade 12
Hinge Weight Loading **11.5kg**

10 MICRO SPRUNG DISC LOCK



The miracles of science™

*Door strengthener not needed on some products.
Air vent system not available on some products due to small door size.



HIGH GRADE STEEL

Front frame:	0.9mm
Doors:	0.9mm
Body sides:	0.7mm
Body back:	0.7mm
Body base:	0.7mm
Body top:	0.7mm

Lockers are manufactured from High Grade Cold reduced sheet to BS 1449 SECTION 1.3: 1991. Tensile strength of 280N/mm2. Yield strength of 140N/mm2. L



locker digest



STANDARD DUTY LOCKER SPECIFICATION

MATERIALS

SECTIONS	STEEL	CONSTRUCTION
SIDES	0.7 mm cold rolled mild steel, specialist powder coated (see below)	Riveted
TOPS	0.7 mm cold rolled mild steel, specialist powder coated (see below)	Riveted
BASE	0.7 mm cold rolled mild steel, specialist powder coated (see below)	Riveted
BACKS	0.7 mm cold rolled mild steel, specialist powder coated (see below)	Riveted
SHELVES	0.7 mm cold rolled mild steel, specialist powder coated (see below)	Riveted
FRONT FRAME	0.9 mm mild steel - specialist epoxy powder coated (see below)	Formed, welded then riveted to body
DOORS	0.9 mm mild steel - specialist epoxy powder coated (see below)	All-round strengthened edge to form open box section with reinforcement

COATING

ALL STEEL SECTIONS ARE COATED WITH ACTIVECOAT ANTI-BACTERIAL POWDER COATING

ACTIVECOAT is a new, hard wearing, patent-protected powder coating containing elemental Silver ionically bonded into a bio-compatible ceramic material known as a Zeolite. This impedes the growth and migration of potentially harmful bacteria, mold, fungi, algae and more reducing the risk of cross-contamination from surface to surface. Especially suitable where stringent hygiene standards are required, such as health care, educational, catering and retail changing rooms.

- ✓ **99.9% REDUCTION OF E-COLI & MRSA SUPER BUG**
- ✓ **INDEPENDENTLY TESTED**
- ✓ **100% SAFE TO HUMANS**
- ✓ **EFFECTIVE FOR THE LIFE OF THE COATING**
- ✓ **ACTIVECOAT IS AVAILABLE IN ALL PROBE COLOURS**

MICROBIOLOGICAL TESTING

ACTIVECOAT has been tested by an Internationally recognised microbiological testing laboratory for antibacterial performance, against the most widely encountered and problematic organisms including the **MRSA Super bug** and **E-coli**. These micro-organisms suffered a **99.9%** reduction in population.

ACTIVECOAT is effective against harmful bacteria including:

- ✗ **ASPERGILLUS NIGER**
- ✗ **STAPHYLOCOCCUS AUREUS (MRSA Super Bug)**
- ✗ **PSEUDOMONAS AERUGINOSA**
- ✗ **STREPTOCOCCUS**
- ✗ **ESCHERICHIA COLI (E-coli)**

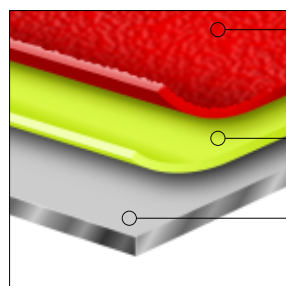


THE EFFECTIVE LIFE OF ACTIVECOAT

Unlike anti-bacterial sprays and chemical disinfectant which rely on repeated use **ACTIVECOAT** contains anti-bacterial agents uniformly distributed throughout the coating therefore antimicrobial efficacy will continue for the life of the coating.

PROBE PRODUCTS

All Probe products come as standard with **ACTIVECOAT** anti-bacterial powder coating. In addition, all plastic components used in the manufacture of Probe products incorporate a silver based anti-bacterial agent.



AC+IVECOAT®

The hard wearing anti-bacterial powder coating for the most stringent hygienic environment.

IRON PHOSPHATE KEY COAT

This anti-rust, key coat bonds to the steel in readiness for the final active coating.

PREPARED STEEL SURFACE

Chemical cleaning ensures an ideal surface for further coatings.

PROBE ACTIVECOAT DEVELOPED IN CONJUNCTION WITH DUPONT



The miracles of science™



QUALITY ASSURANCE Probe Lockers are designed and manufactured in the UK, conforming to **BS 4680:1996** 'Standard Duty' (excluding size specification), **ISO 9001:2000** and **Environmental Management System ISO 14001:2004**

QUALITY TESTED STANDARDS



BS 4680 1996

QUALITY ASSURANCE Probe Lockers are designed and manufactured in the UK, conforming to **BS 4680:1996** 'Standard Duty' (excluding size specification), **ISO 9001:2000** and **Environmental Management System ISO 14001:2004**

The information below sets out the specification and conformity of Probe lockers to BS 4680: 1996

SPECIFICATION		CONFORMITY
Material	Lockers shall be constructed of sheet steel. Thickness to be not less than 0.5mm to ensure adequate strength to the door, body, frame and shelf.	Within specification
Locking	Doors shall be provided with a means of fastening. Note 1: For security purposes a lock may be required. For additional security a three-point locking mechanism should be used. Note 2: Coin or Token operated and combination locks are available.	Available and within specification
Finish	The manufacturer shall state the finish applied. All finishes shall cover evenly all exposed surfaces, including cropped edges. Before any paint finish is applied all surfaces shall be free from grease, rust or other surface imperfections.	Within specification
Construction	All accessible sharp edges or projections likely to cause injury shall be removed. The gap between the door and the frame at the top and sides of all lockers shall be 2 +/- 1mm. The closing edge of the door shall abut against a positive stop. Provision shall be made for fixing nests of lockers side to side or back to back, as required.	Within specification
Fittings	A garment hanging facility in a locker shall be a single or double hook or a hanger rail underside the shelf.	Available and within specification
Top	Units shall be supplied with a flat, or a sloping top (fitted in a tangential slope at least 1 in 3 downward from back to front).	Available and within specification
Ventilation	Louvres or ventilation slots shall be provided in the door or carcass to allow air to enter the locker.	Available as standard, with the additional option of ventilated doors
Performance Requirements	General: the locker has adequate strength and durability; the locker is able to withstand impact forces; the locker performs satisfactorily under continuous use.	
	Strength of shelves: when tested, deflection to be no greater than span/100.	Tested, within specification
	Impact test on doors: when tested, the local distortion from the impact, together with the overall distortion of the door, shall not result in the skin of the door deviating from its original position be more than 15mm.	Tested, within specification
	Paint flexibility and adhesion: when tested, the paint shall show no signs of cracking or loss of adhesion.	Tested, within specification
	Strength of pivoted doors: subject to testing.	Tested, within specification
	Wear on pivoted doors: subject to testing.	Tested, within specification
	Slam open/shut of pivoted doors: subject to testing.	Tested, within specification
	Strength of carcass and under frame: subject to testing.	Tested, within specification



1t



PICTURED
Door style: Plain vented
Lock type: Probe standard cam lock
Colour: Silver door / Black body



QUALITY ASSURANCE



Probe Lockers are designed and manufactured in the UK, conforming to **BS 4680:1996** 'Standard Duty' (excluding size specification), **ISO 9001:2000** and **Environmental Management System ISO 14001:2004**

DOOR STYLE OPTIONS

DOOR WIDTHS	241	316	396
PLAIN VENTED	✓	✓	✓
PERFORATED	✓	✓	✓
TRESPA SOLID LAMINATE			
CLEAR*	✓		

*Cam Lock and Hasp and Staple locks only

MATERIAL

SIDES	0.7 mm
BACKS	0.7 mm
TOPS	0.7 mm
BASE	0.7 mm
FRONT FRAME	0.9 mm
DOORS	0.9 mm

MAIN PROBE LOCKER FEATURES

WELDED FRONT FRAME	✓
WELDED PLINTHS BETWEEN COMPARTMENTS	✓
THROUGH FRAME LOCKING SYSTEM	✓
FIVE KNUCKLE HINGES	✓

LOCKING OPTIONS

CAM LOCK	✓
HASP AND STAPLE LOCK	✓
RADIAL PIN LOCK	✓
COMBINATION LOCK	✓
COIN / TOKEN RETAIN	✓
COIN / TOKEN RETURN	✓
THREE POINT LOCKING	✓
ELECTRONIC LOCK*	✓
RE-PROGRAMMABLE COMBINATION LOCK*	✓

*Not available on locker size 1780 x 380 x 380

LOCKER WEIGHTS - single and nested

H	W	D	SINGLE WT KG	NEST 2 WT KG	NEST 3 WT KG
1780	305	305	21	39	57
1780	305	380	23	42	61
1780	305	460	25	45	65
1780	380	380	25	46	67
1780	460	460	30	55	N/A

AVAILABLE COLOURS

	DOORS	BODY
RED	✓	
BLUE	✓	
YELLOW	✓	
GREEN	✓	
SMOKE WHITE	✓	✓
SILVER	✓	✓
BLACK		✓

NOMINAL CLEAR ENTRY WIDTHS


Clear entry width = locker width minus 64mm.

LOCKER WIDTH 305mm	LOCKER WIDTH 380mm	LOCKER WIDTH 460mm
CLEAR ENTRY 241mm	CLEAR ENTRY 316mm	CLEAR ENTRY 396mm

TWO TIER LOCKER: STANDARD DUTY



2t



NOMINAL CLEAR ENTRY
812mm
see table, right, for widths

PICTURED
Door style: Plain vented
Lock type: Probe standard cam lock
Colour: Silver door / Black body



QUALITY ASSURANCE



Probe Lockers are designed and manufactured in the UK, conforming to **BS 4680:1996** 'Standard Duty' (excluding size specification), **ISO 9001:2000** and **Environmental Management System ISO 14001:2004**

DOOR STYLE OPTIONS

DOOR WIDTHS	241	316	396
PLAIN VENTED	✓	✓	✓
PERFORATED	✓	✓	✓
TRESPA SOLID LAMINATE			
CLEAR*	✓		

*Cam Lock and Hasp and Staple locks only

MATERIAL

SIDES	0.7 mm
BACKS	0.7 mm
TOPS	0.7 mm
BASE	0.7 mm
FRONT FRAME	0.9 mm
DOORS	0.9 mm

MAIN PROBE LOCKER FEATURES

WELDED FRONT FRAME	✓
WELDED PLINTHS BETWEEN COMPARTMENTS	✓
THROUGH FRAME LOCKING SYSTEM	✓
FIVE KNUCKLE HINGES	✓

LOCKING OPTIONS

CAM LOCK	✓
HASP AND STAPLE LOCK	✓
RADIAL PIN LOCK	✓
COMBINATION LOCK	✓
COIN / TOKEN RETAIN	✓
COIN / TOKEN RETURN	✓
THREE POINT LOCKING	✓
ELECTRONIC LOCK*	✓
RE-PROGRAMMABLE COMBINATION LOCK*	✓

*Not available on locker size 1780 x 380 x 380

LOCKER WEIGHTS - single and nested

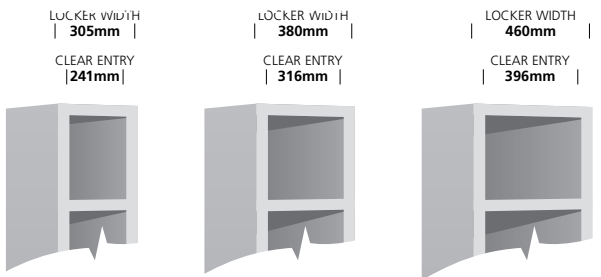
H	W	D	SINGLE WT KG	NEST 2 WT KG	NEST 3 WT KG
1780	305	305	21	40	59
1780	305	380	24	43	62
1780	305	460	26	46	66
1780	380	380	25	46	67
1780	460	460	31	56	N/A

AVAILABLE COLOURS

	DOORS	BODY
RED	✓	
BLUE	✓	
YELLOW	✓	
GREEN	✓	
SMOKE WHITE	✓	✓
SILVER	✓	✓
BLACK		✓

NOMINAL CLEAR ENTRY WIDTHS


Clear entry width = locker width minus 64mm.



THREE TIER LOCKER: STANDARD DUTY



3t



NOMINAL CLEAR ENTRY
530mm
see table, right, for widths

PICTURED
Door style: Plain vented
Lock type: Probe standard cam lock
Colour: Silver door / Black body

DOOR STYLE OPTIONS

DOOR WIDTHS	241	316	396
PLAIN VENTED	✓	✓	✓
PERFORATED	✓	✓	✓
TRESPA SOLID LAMINATE	✓		
CLEAR*	✓		

*Cam Lock and Hasp and Staple locks only

MATERIAL

SIDES	0.7 mm
BACKS	0.7 mm
TOPS	0.7 mm
BASE	0.7 mm
FRONT FRAME	0.9 mm
DOORS	0.9 mm

MAIN PROBE LOCKER FEATURES

WELDED FRONT FRAME	✓
WELDED PLINTHS BETWEEN COMPARTMENTS	✓
THROUGH FRAME LOCKING SYSTEM	✓
FIVE KNUCKLE HINGES	✓

LOCKING OPTIONS

CAM LOCK	✓
HASP AND STAPLE LOCK	✓
RADIAL PIN LOCK	✓
COMBINATION LOCK	✓
COIN / TOKEN RETAIN	✓
COIN / TOKEN RETURN	✓
THREE POINT LOCKING	
ELECTRONIC LOCK	✓
RE-PROGRAMMABLE COMBINATION LOCK	✓

LOCKER WEIGHTS - single and nested

H	W	D	SINGLE WT KG	NEST 2 WT KG	NEST 3 WT KG
1780	305	305	25	47	69
1780	305	380	27	50	73
1780	305	460	29	53	77
1780	460	460	33	59	N/A

AVAILABLE COLOURS

	DOORS	BODY
RED	✓	
BLUE	✓	
YELLOW	✓	
GREEN	✓	
SMOKE WHITE	✓	✓
SILVER	✓	✓
BLACK		✓

NOMINAL CLEAR ENTRY WIDTHS

Clear entry width = locker width minus 64mm.

LOCKER WIDTH
305mm

CLEAR ENTRY
241mm



LOCKER WIDTH
380mm

CLEAR ENTRY
316mm



LOCKER WIDTH
460mm

CLEAR ENTRY
396mm



QUALITY ASSURANCE



Probe Lockers are designed and manufactured in the UK, conforming to **BS 4680:1996** 'Standard Duty' (excluding size specification), **ISO 9001:2000** and **Environmental Management System ISO 14001:2004**



4t



NOMINAL CLEAR ENTRY
380mm
see table, right, for widths

PICTURED
Door style: Plain vented
Lock type: Probe standard cam lock
Colour: Silver door / Black body



QUALITY ASSURANCE



Probe Lockers are designed and manufactured in the UK, conforming to **BS 4680:1996** 'Standard Duty' (excluding size specification), **ISO 9001:2000** and **Environmental Management System ISO 14001:2004**

DOOR STYLE OPTIONS

DOOR WIDTHS	241	316	396
PLAIN VENTED	✓	✓	✓
PERFORATED	✓	✓	✓
TRESPA SOLID LAMINATE	✓		
CLEAR*	✓		

*Cam Lock and Hasp and Staple locks only

MATERIAL

SIDES	0.7 mm
BACKS	0.7 mm
TOPS	0.7 mm
BASE	0.7 mm
FRONT FRAME	0.9 mm
DOORS	0.9 mm

MAIN PROBE LOCKER FEATURES

WELDED FRONT FRAME	✓
WELDED PLINTHS BETWEEN COMPARTMENTS	✓
THROUGH FRAME LOCKING SYSTEM	✓
FIVE KNUCKLE HINGES	✓

LOCKING OPTIONS

CAM LOCK	✓
HASP AND STAPLE LOCK	✓
RADIAL PIN LOCK	✓
COMBINATION LOCK	✓
COIN / TOKEN RETAIN	✓
COIN / TOKEN RETURN	✓
THREE POINT LOCKING	
ELECTRONIC LOCK*	✓
RE-PROGRAMMABLE COMBINATION LOCK*	✓

*Not available on locker size 1780 x 380 x 380

LOCKER WEIGHTS - single and nested

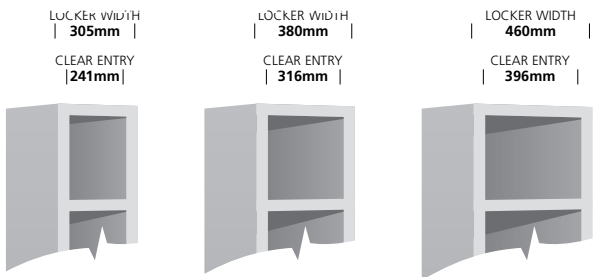
H	W	D	SINGLE WT KG	NEST 2 WT KG	NEST 3 WT KG
1780	305	305	22	41	60
1780	305	380	25	46	67
1780	305	460	27	49	71
1780	380	380	28	52	76
1780	460	460	34	63	N/A

AVAILABLE COLOURS

	DOORS	BODY
RED	✓	
BLUE	✓	
YELLOW	✓	
GREEN	✓	
SMOKE WHITE	✓	✓
SILVER	✓	✓
BLACK		✓

NOMINAL CLEAR ENTRY WIDTHS

Clear entry width = locker width minus 64mm.





5t



NOMINAL CLEAR ENTRY
300mm
see table, right, for widths

PICTURED
Door style: Plain vented
Lock type: Probe standard cam lock
Colour: Silver door / Black body

DOOR STYLE OPTIONS

DOOR WIDTHS	241	316	396
PLAIN VENTED	✓	✓	✓
PERFORATED	✓	✓	✓
TRESPA SOLID LAMINATE			
CLEAR*	✓		

*Cam Lock and Hasp and Staple locks only

MATERIAL

SIDES	0.7 mm
BACKS	0.7 mm
TOPS	0.7 mm
BASE	0.7 mm
FRONT FRAME	0.9 mm
DOORS	0.9 mm

MAIN PROBE LOCKER FEATURES

WELDED FRONT FRAME	✓
WELDED PLINTHS BETWEEN COMPARTMENTS	✓
THROUGH FRAME LOCKING SYSTEM	✓
FIVE KNUCKLE HINGES	✓

LOCKING OPTIONS

CAM LOCK	✓
HASP AND STAPLE LOCK	✓
RADIAL PIN LOCK	✓
COMBINATION LOCK	✓
COIN / TOKEN RETAIN	✓
COIN / TOKEN RETURN	✓
THREE POINT LOCKING	
ELECTRONIC LOCK	✓
RE-PROGRAMMABLE COMBINATION LOCK	✓

LOCKER WEIGHTS - single and nested

H	W	D	SINGLE WT KG	NEST 2 WT KG	NEST 3 WT KG
1780	305	305	23	42	63
1780	305	380	26	48	70
1780	305	460	29	53	77

AVAILABLE COLOURS

	DOORS	BODY
RED	✓	
BLUE	✓	
YELLOW	✓	
GREEN	✓	
SMOKE WHITE	✓	✓
SILVER	✓	✓
BLACK		✓

NOMINAL CLEAR ENTRY WIDTHS

Clear entry width = locker width minus 64mm.

LOCKER WIDTH
305mm

CLEAR ENTRY
241mm



LOCKER WIDTH
380mm

CLEAR ENTRY
316mm



LOCKER WIDTH
460mm

CLEAR ENTRY
396mm



QUALITY ASSURANCE



Probe Lockers are designed and manufactured in the UK, conforming to **BS 4680:1996** 'Standard Duty' (excluding size specification), **ISO 9001:2000** and **Environmental Management System ISO 14001:2004**



6t



DOOR STYLE OPTIONS

DOOR WIDTHS	241	316	396
PLAIN VENTED	✓	✓	✓
PERFORATED	✓	✓	✓
TRESPA SOLID LAMINATE			
CLEAR*	✓		

*Cam Lock and Hasp and Staple locks only

MATERIAL

SIDES	0.7 mm
BACKS	0.7 mm
TOPS	0.7 mm
BASE	0.7 mm
FRONT FRAME	0.9 mm
DOORS	0.9 mm

MAIN PROBE LOCKER FEATURES

WELDED FRONT FRAME	✓
WELDED PLINTHS BETWEEN COMPARTMENTS	✓
THROUGH FRAME LOCKING SYSTEM	✓
THREE KNUCKLE HINGES	✓

LOCKING OPTIONS

CAM LOCK	✓
HASP AND STAPLE LOCK	✓
RADIAL PIN LOCK	✓
COMBINATION LOCK	✓
COIN / TOKEN RETAIN	
COIN / TOKEN RETURN	✓
THREE POINT LOCKING	
ELECTRONIC LOCK*	✓
RE-PROGRAMMABLE COMBINATION LOCK*	✓

*Not available on locker size 1780 x 380 x 380

LOCKER WEIGHTS - single and nested

H	W	D	SINGLE WT KG	NEST 2 WT KG	NEST 3 WT KG
1780	305	305	24	45	66
1780	305	380	27	50	73
1780	305	460	30	55	80
1780	380	380	31	58	85


AVAILABLE COLOURS

	DOORS	BODY
RED	✓	
BLUE	✓	
YELLOW	✓	
GREEN	✓	
SMOKE WHITE	✓	✓
SILVER	✓	✓
BLACK		✓

NOMINAL CLEAR ENTRY WIDTHS

Clear entry width = locker width minus 64mm.

LOCKER WIDTH 305mm	LOCKER WIDTH 380mm	LOCKER WIDTH 460mm
CLEAR ENTRY 241mm	CLEAR ENTRY 316mm	CLEAR ENTRY 396mm



Probe Lockers are designed and manufactured in the UK, conforming to **BS 4680:1996** 'Standard Duty' (excluding size specification), **ISO 9001:2000** and **Environmental Management System ISO 14001:2004**

EIGHT TIER LOCKER: STANDARD DUTY



8t



NOMINAL CLEAR ENTRY
195mm
see table, right, for widths

PICTURED
Door style: Plain vented
Lock type: Probe standard cam lock
Colour: Silver door / Black body

DOOR STYLE OPTIONS

DOOR WIDTHS	241
PLAIN	✓
PERFORATED	
TRESPA SOLID LAMINATE	
CLEAR*	

*Cam Lock and Hasp and Staple locks only

MATERIAL

SIDES	0.7 mm
BACKS	0.7 mm
TOPS	0.7 mm
BASE	0.7 mm
FRONT FRAME	0.9 mm
DOORS	0.9 mm

MAIN PROBE LOCKER FEATURES

WELDED FRONT FRAME	✓
WELDED PLINTHS BETWEEN COMPARTMENTS	
THROUGH FRAME LOCKING SYSTEM	
THREE KNUCKLE HINGES	✓

LOCKING OPTIONS

CAM LOCK	✓
HASP AND STAPLE LOCK	✓
RADIAL PIN LOCK	✓
COMBINATION LOCK	✓
COIN / TOKEN RETAIN	
COIN / TOKEN RETURN	
THREE POINT LOCKING	
ELECTRONIC LOCK	
RE-PROGRAMMABLE COMBINATION LOCK	

LOCKER WEIGHTS - single and nested

H	W	D	SINGLE WT KG	NEST 2 WT KG	NEST 3 WT KG
1780	305	460	27	49	71

AVAILABLE COLOURS

	DOORS	BODY
RED	✓	
BLUE	✓	
YELLOW	✓	
GREEN	✓	
SMOKE WHITE	✓	✓
SILVER	✓	✓
BLACK		✓

NOMINAL CLEAR ENTRY WIDTH

Clear entry width = locker width minus 64mm.

LOCKER WIDTH
305mm
CLEAR ENTRY
241mm



COMPARTMENT HEIGHT
195mm



QUALITY ASSURANCE



Probe Lockers are designed and manufactured in the UK, conforming to **BS 4680:1996** 'Standard Duty' (excluding size specification), **ISO 9001:2000** and **Environmental Management System ISO 14001:2004**



16t



NOMINAL CLEAR ENTRY
90mm
see table, right, for widths

PICTURED
Door style: Plain
Lock type: Probe cam lock
Colour: Silver door / Black body

DOOR STYLE OPTIONS

DOOR WIDTHS	241
PLAIN	✓
PERFORATED	
TRESPA SOLID LAMINATE	
CLEAR*	

*Cam Lock and Hasp and Staple locks only

MATERIAL

SIDES	0.7 mm
BACKS	0.7 mm
TOPS	0.7 mm
BASE	0.7 mm
FRONT FRAME	0.9 mm
DOORS	0.9 mm

MAIN PROBE LOCKER FEATURES

WELDED FRONT FRAME	✓
WELDED PLINTHS BETWEEN COMPARTMENTS	
THROUGH FRAME LOCKING SYSTEM	
FIVE KNUCKLE HINGES	✓

LOCKING OPTIONS

CAM LOCK	✓
HASP AND STAPLE LOCK	✓
RADIAL PIN LOCK	✓
COMBINATION LOCK	✓
COIN / TOKEN RETAIN	
COIN / TOKEN RETURN	
THREE POINT LOCKING	
ELECTRONIC LOCK	
RE-PROGRAMMABLE COMBINATION LOCK	

LOCKER WEIGHTS - single and nested

H	W	D	SINGLE WT KG	NEST 2 WT KG	NEST 3 WT KG
1780	305	460	27	49	71

AVAILABLE COLOURS

	DOORS	BODY
RED	✓	
BLUE	✓	
YELLOW	✓	
GREEN	✓	
SMOKE WHITE	✓	✓
SILVER	✓	✓
BLACK		✓

NOMINAL CLEAR ENTRY WIDTH

Clear entry width = locker width minus 64mm.

LOCKER WIDTH
305mm
CLEAR ENTRY
241mm



COMPARTMENT HEIGHT
90mm



QUALITY ASSURANCE




Probe Lockers are designed and manufactured in the UK, conforming to BS 4680:1996 'Standard Duty' (excluding size specification), ISO 9001:2000 and Environmental Management System ISO 14001:2004

CLEAN AND DIRTY LOCKER: STANDARD DUTY



CD



FEATURES The probe Clean & dirty locker comes complete with full width internal top shelf 305mm high, vertical centre partition and two double coat hooks.

QUALITY ASSURANCE



Probe Lockers are designed and manufactured in the UK, conforming to **BS 4680:1996** 'Standard Duty' (excluding size specification), **ISO 9001:2000** and **Environmental Management System ISO 14001:2004**

DOOR STYLE OPTIONS

DOOR WIDTHS	396
PLAIN VENTED	✓
PERFORATED	
TRESPA SOLID LAMINATE	
CLEAR*	

*Cam Lock and Hasp and Staple locks only

MATERIAL

SIDES	0.7 mm
BACKS	0.7 mm
TOPS	0.7 mm
BASE	0.7 mm
FRONT FRAME	0.9 mm
DOORS	0.9 mm

MAIN PROBE LOCKER FEATURES

WELDED FRONT FRAME	✓
WELDED PLINTHS BETWEEN COMPARTMENTS	✓
THROUGH FRAME LOCKING SYSTEM	✓
FIVE KNUCKLE HINGES	✓

LOCKING OPTIONS

CAM LOCK	✓
HASP AND STAPLE LOCK	✓
RADIAL PIN LOCK	✓
COMBINATION LOCK	✓
COIN / TOKEN RETAIN	✓
COIN / TOKEN RETURN	✓
THREE POINT LOCKING	✓
ELECTRONIC LOCK	✓
RE-PROGRAMMABLE COMBINATION LOCK	✓

LOCKER WEIGHTS - single and nested

H	W	D	SINGLE WT KG	NEST 2 WT KG	NEST 3 WT KG
1780	460	460	34	63	N/A

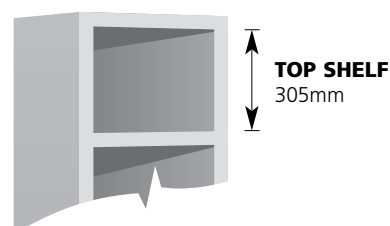
AVAILABLE COLOURS

	DOORS	BODY
RED	✓	
BLUE	✓	
YELLOW	✓	
GREEN	✓	
SMOKE WHITE	✓	✓
SILVER	✓	✓
BLACK		✓

NOMINAL CLEAR ENTRY WIDTHS

Clear entry width = locker width minus 64mm.

LOCKER WIDTH	460mm
CLEAR ENTRY	396mm



UNIFORM LOCKER: STANDARD DUTY



UN



FEATURES Uniforms locker comes complete with full width internal top shelf 305mm high, vertical centre partition, double coat hook and a further three half width shelves.

QUALITY ASSURANCE



Probe Lockers are designed and manufactured in the UK, conforming to **BS 4680:1996** 'Standard Duty' (excluding size specification), **ISO 9001:2000** and **Environmental Management System ISO 14001:2004**

DOOR STYLE OPTIONS

DOOR WIDTHS	396
PLAIN VENTED	✓
PERFORATED	
TRESPA SOLID LAMINATE	
CLEAR*	

*Cam Lock and Hasp and Staple locks only

MATERIAL

SIDES	0.7 mm
BACKS	0.7 mm
TOPS	0.7 mm
BASE	0.7 mm
FRONT FRAME	0.9 mm
DOORS	0.9 mm

MAIN PROBE LOCKER FEATURES

WELDED FRONT FRAME	✓
WELDED PLINTHS BETWEEN COMPARTMENTS	✓
THROUGH FRAME LOCKING SYSTEM	✓
FIVE KNUCKLE HINGES	✓

LOCKING OPTIONS

CAM LOCK	✓
HASP AND STAPLE LOCK	✓
RADIAL PIN LOCK	✓
COMBINATION LOCK	✓
COIN / TOKEN RETAIN	✓
COIN / TOKEN RETURN	✓
THREE POINT LOCKING	✓
ELECTRONIC LOCK	✓
RE-PROGRAMMABLE COMBINATION LOCK	✓

LOCKER WEIGHTS - single and nested

H	W	D	SINGLE WT KG	NEST 2 WT KG	NEST 3 WT KG
1780	460	460	36	67	N/A

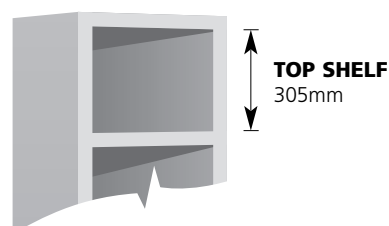
AVAILABLE COLOURS

	DOORS	BODY
RED	✓	
BLUE	✓	
YELLOW	✓	
GREEN	✓	
SMOKE WHITE	✓	✓
SILVER	✓	✓
BLACK		✓

NOMINAL CLEAR ENTRY WIDTHS

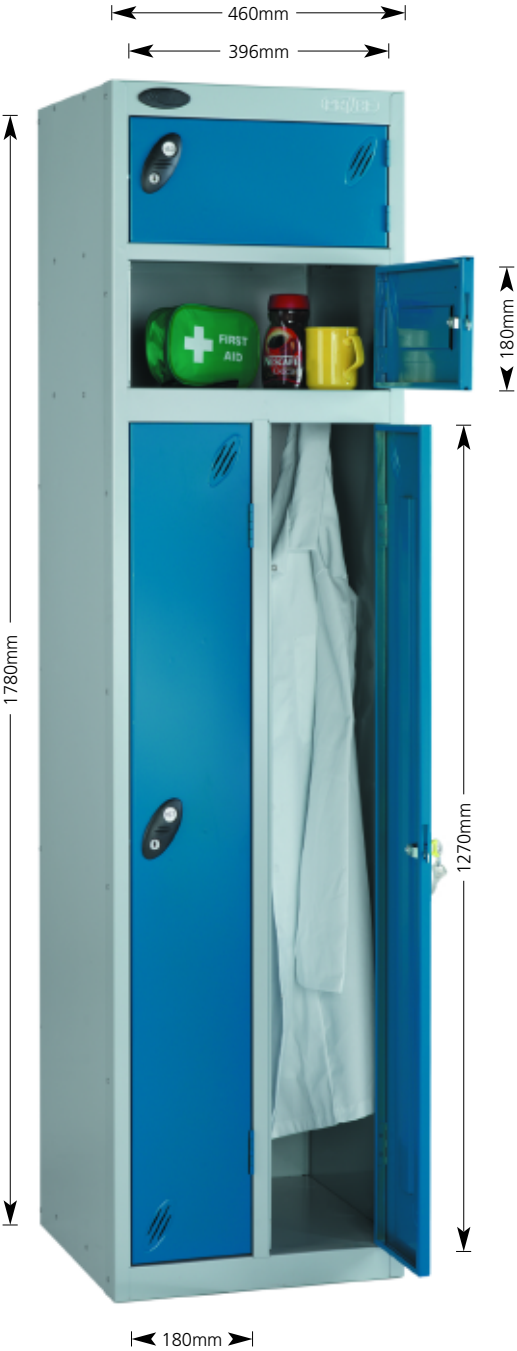
Clear entry width = locker width minus 64mm.

LOCKER WIDTH	460mm
CLEAR ENTRY	396mm





2P



QUALITY ASSURANCE



Probe Lockers are designed and manufactured in the UK, conforming to **BS 4680:1996** 'Standard Duty' (excluding size specification), **ISO 9001:2000** and **Environmental Management System ISO 14001:2004**

DOOR STYLE OPTIONS

DOOR WIDTHS	All
PLAIN VENTED	✓
PERFORATED	
TRESPA SOLID LAMINATE	
CLEAR*	

*Cam Lock and Hasp and Staple locks only

MATERIAL

SIDES	0.7 mm
BACKS	0.7 mm
TOPS	0.7 mm
BASE	0.7 mm
FRONT FRAME	0.9 mm
DOORS	0.9 mm

MAIN PROBE LOCKER FEATURES

WELDED FRONT FRAME	✓
WELDED PLINTHS BETWEEN COMPARTMENTS	✓
THROUGH FRAME LOCKING SYSTEM	✓
FIVE KNUCKLE HINGES	✓
FULL WIDTH TOP COMPARTMENTS X2	✓
COMMON KEY TO EACH COMPARTMENT	✓
HANGING SPACE & DOUBLE COAT HOOK X2	✓

LOCKING OPTIONS

CAM LOCK	✓
HASP AND STAPLE LOCK	✓
RADIAL PIN LOCK	✓
COMBINATION LOCK	✓
COIN / TOKEN RETAIN	
COIN / TOKEN RETURN	✓
THREE POINT LOCKING	✓
ELECTRONIC LOCK	✓
RE-PROGRAMMABLE COMBINATION LOCK	✓

LOCKER WEIGHTS - single and nested

H	W	D	SINGLE WT KG	NEST 2 WT KG	NEST 3 WT KG
1780	460	460	35	65	N/A

AVAILABLE COLOURS

	DOORS	BODY
RED	✓	
BLUE	✓	
YELLOW	✓	
GREEN	✓	
SMOKE WHITE	✓	✓
SILVER	✓	✓
BLACK		✓


PRODUCT DESCRIPTION

The Probe two person locker provides two sections per user with a common key to fit both. One, 180mm high, full width hanging compartment at the top of the locker and a vertical compartment fitted with a double coat hook.

TWIN LOCKER: STANDARD DUTY



TW



QUALITY ASSURANCE



Probe Lockers are designed and manufactured in the UK, conforming to **BS 4680:1996** 'Standard Duty' (excluding size specification), **ISO 9001:2000** and **Environmental Management System ISO 14001:2004**

DOOR STYLE OPTIONS

DOOR WIDTHS	All
PLAIN VENTED	✓
PERFORATED	
TRESPA SOLID LAMINATE	
CLEAR*	

*Cam Lock and Hasp and Staple locks only

MATERIAL

SIDES	0.7 mm
BACKS	0.7 mm
TOPS	0.7 mm
BASE	0.7 mm
FRONT FRAME	0.9 mm
DOORS	0.9 mm

MAIN PROBE LOCKER FEATURES

WELDED FRONT FRAME	✓
WELDED PLINTHS BETWEEN COMPARTMENTS	✓
THROUGH FRAME LOCKING SYSTEM	✓
FIVE KNUCKLE HINGES	✓
TOP SHELF PER PERSON	✓
HANGING SPACE & DOUBLE COAT HOOK X2	✓

LOCKING OPTIONS

CAM LOCK	✓
HASP AND STAPLE LOCK	✓
RADIAL PIN LOCK	✓
COMBINATION LOCK	✓
COIN / TOKEN RETAIN	✓
COIN / TOKEN RETURN	✓
THREE POINT LOCKING	✓
ELECTRONIC LOCK	✓
RE-PROGRAMMABLE COMBINATION LOCK	✓

LOCKER WEIGHTS - single and nested

H	W	D	SINGLE WT KG	NEST 2 WT KG	NEST 3 WT KG
1780	460	460	37	69	N/A

AVAILABLE COLOURS

	DOORS	BODY
RED	✓	
BLUE	✓	
YELLOW	✓	
GREEN	✓	
SMOKE WHITE	✓	✓
SILVER	✓	✓
BLACK		✓

PRODUCT DESCRIPTION

Each compartment comes with 305mm high internal top shelf and a double coat hook.



PC



FEATURES The Probe Police Locker is designed specifically to accommodate personal **body armour** and each compartment includes a re-enforced top shelf and double coat hook.

QUALITY ASSURANCE



Probe Lockers are designed and manufactured in the UK, conforming to **BS 4680:1996** 'Standard Duty' (excluding size specification), **ISO 9001:2000** and **Environmental Management System ISO 14001:2004**

DOOR STYLE OPTIONS

DOOR WIDTHS	396
PLAIN VENTED	✓
PERFORATED	
TRESPA SOLID LAMINATE	
CLEAR*	

*Cam Lock and Hasp and Staple locks only

MATERIAL

SIDES	0.7 mm
BACKS	0.7 mm
TOPS	0.7 mm
BASE	0.7 mm
FRONT FRAME	0.9 mm
DOORS	0.9 mm

MAIN PROBE LOCKER FEATURES

WELDED FRONT FRAME	✓
WELDED PLINTHS BETWEEN COMPARTMENTS	✓
THROUGH FRAME LOCKING SYSTEM	✓
FIVE KNUCKLE HINGES	✓

LOCKING OPTIONS

CAM LOCK	✓
HASP AND STAPLE LOCK	✓
RADIAL PIN LOCK	✓
COMBINATION LOCK	✓
COIN / TOKEN RETAIN	
COIN / TOKEN RETURN	✓
THREE POINT LOCKING	✓
ELECTRONIC LOCK	
RE-PROGRAMMABLE COMBINATION LOCK	✓

LOCKER WEIGHTS - single and nested

H	W	D	SINGLE WT KG	NEST 2 WT KG	NEST 3 WT KG
1780	460	550	32	N/A	N/A

AVAILABLE COLOURS

	DOORS	BODY
RED	✓	
BLUE	✓	
YELLOW	✓	
GREEN	✓	
SMOKE WHITE	✓	✓
SILVER	✓	✓
BLACK		✓

NOMINAL CLEAR ENTRY WIDTHS

Clear entry width = locker width minus 64mm.

LOCKER WIDTH	460mm
CLEAR ENTRY	396mm



TOP SHELF
240mm

RE-ENFORCED TOP SHELF
with double coat hook

LOCKS AND OPTIONS

INCLUDED LOCKS - State lock type at time of order




PROBE CAM LOCK*

Even the standard lock has a micro sprung 10 disc lock featuring a massive 3000 serial combinations - all exclusive to Probe.

***Included in locker price.**

Please request lock type at time of ordering.



HASP AND STAPLE*

Attractive design allowing easy use of padlock fitting. Shank diameter min 6mm, maximum 7mm. Padlock sold separately.

***Included in locker price.**

Please request lock type at time of ordering.

OPTIONAL LOCKS AND FEATURES - State lock type at time of order - subject to additional cost



DIGITAL COMBINATION LOCK

Simple to program and use, it has in excess of 40,000 possible combinations. **No more lost keys!** Batteries last up to 15,000 user operations.

Includes: built in master code



RE-PROGRAMMABLE COMBINATION LOCK

Re-programming using service key

Easy to use front facing dial 10,000 combinations.

One Service Key required per installation

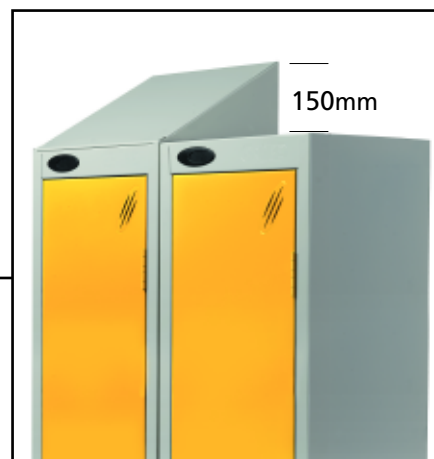
(Service Key sold separately).

(Not available on laminated faced lockers)



COIN/TOKEN - RETURN/RETAIN

These locks are available with coin denominations £/€ or tokens, for either return or retain.

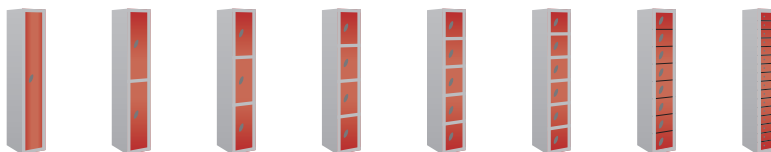


*SLOPING TOP OPTION

The optional sloping top, prevents the accumulation of rubbish and is **available on all standard lockers** at an additional cost.

***Please request when ordering.**

(Only available on 1780mm Height Lockers)




HEIGHT mm (inc)	WIDTH mm (inc)	DEPTH mm (inc)	DOORS / COMPARTMENTS							
			1	2	3	4	5	6	8	16
1780 (70)	305 (12)	305 (12)	1,2,3	1,2,3	1,2,3	1,2,3	1,2,3	1,2,3	-	-
1780 (70)	305 (12)	380 (15)	1,2,3	1,2,3	1,2,3	1,2,3	1,2,3	1,2,3	-	-
1780 (70)	305 (12)	460 (18)	1,2,3	1,2,3	1,2,3	1,2,3	1,2,3	1,2,3	1	1
1780 (15)	380 (15)	380 (15)	1,2,3	1,2	-	1,2,3	-	1,2,3	-	-
1780 (70)	460 (18)	460 (18)	1,2	1,2	1,2	1,2	-	-	-	-




HEIGHT mm (inc)	WIDTH mm (inc)	DEPTH mm (inc)	CLEAN & DIRTY	UNIFORM & JANITOR	TWO PERSON	TWIN	POLICE
1780 (70)	460 (18)	460 (18)	1,2	1,2	1,2	1,2	-
1780 (70)	460 (18)	550 (21.5)	-	-	-	-	1,2



1 = Available as a single locker



2 = Available as a nest of 2



3 = Available as a nest of 3

Locker components are manufactured from 0.7mm thick mild steel with the exception of the door and frame, which are 0.9mm. All sizes contained within this document are nominal. We reserve the right to alter specifications without prior consent. Colours pictured may vary slightly from the actual finishes supplied. Some lockers shown within this brochure are featured with an optional numbering system in the card holder.